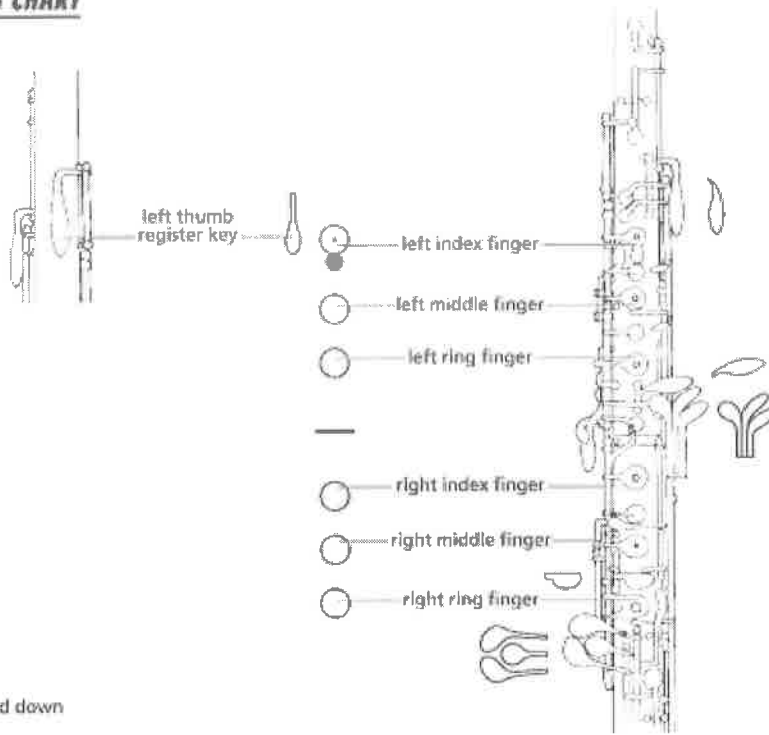


# Flute Fingering Chart

<p><b>C</b></p> 	<p><b>C# Db</b></p> 	<p><b>D</b></p> 	<p><b>D# Eb</b></p> 
<p><b>E</b></p> 	<p><b>F</b></p> 	<p><b>F# Gb</b></p> 	<p><b>G</b></p> 
<p><b>G# Ab</b></p> 	<p><b>A</b></p> 	<p><b>A# Bb</b></p> 	<p><b>B</b></p> 
<p><b>C</b></p> 	<p><b>C# Db</b></p> 	<p><b>D</b></p> 	<p><b>D# Eb</b></p> 
<p><b>E</b></p> 	<p><b>F</b></p> 	<p><b>F# Gb</b></p> 	<p><b>G</b></p> 
<p><b>G# Ab</b></p> 	<p><b>A</b></p> 	<p><b>A# Bb</b></p> 	<p><b>B</b></p> 
<p><b>C</b></p> 	<p><b>C# Db</b></p> 	<p><b>D</b></p> 	<p><b>D# Eb</b></p> 
<p><b>E</b></p> 	<p><b>F</b></p> 	<p><b>F# Gb</b></p> 	<p><b>G</b></p> 
<p><b>G# Ab</b></p> 	<p><b>A</b></p> 	<p><b>A# Bb</b></p> 	<p><b>B</b></p> 
<p><b>G# Ab</b></p> 	<p><b>A</b></p> 	<p><b>A# Bb</b></p> 	<p><b>B</b></p> 
<p><b>C</b></p> 	<p><b>C# Db</b></p> 	<p><b>D</b></p> 	<p><b>D# Eb</b></p> 

# OBOE FINGERING CHART



A♯ B♭ B C C♯ D♭ D

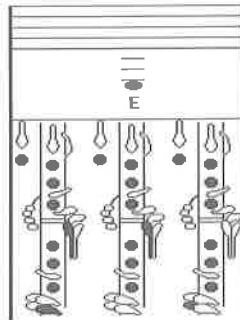
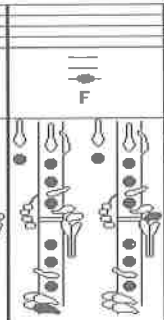
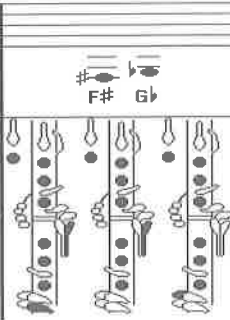
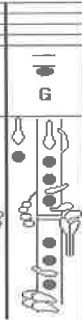

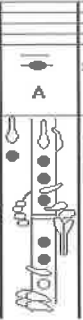

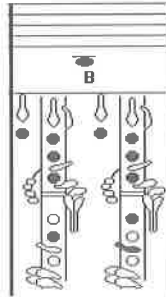



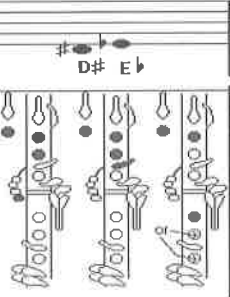

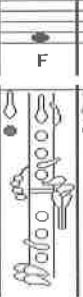
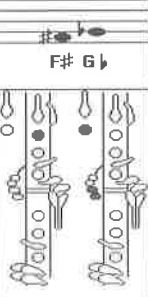
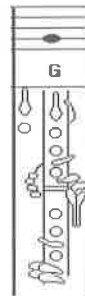


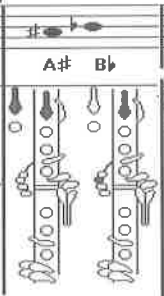
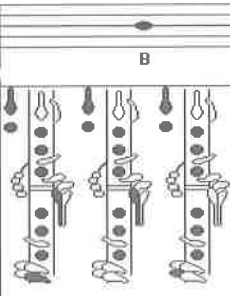
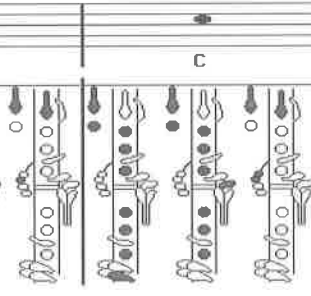
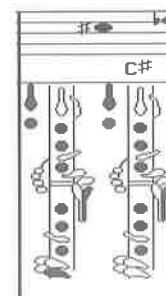


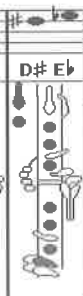

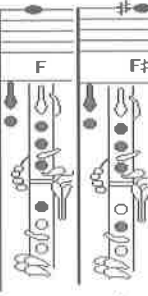


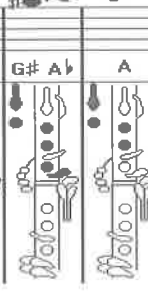
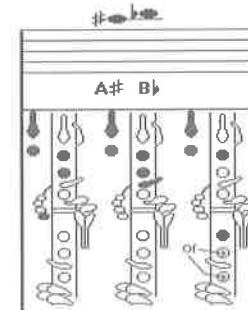

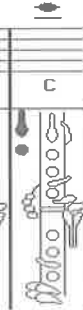
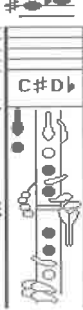
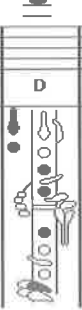
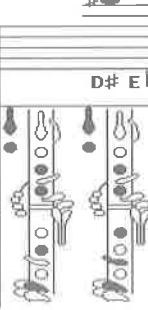

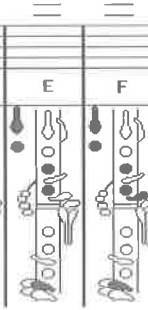
D♯ E♭ E F F♯ G♭ G

G♯ A♭ A A♯ B♭ B C

C♯ D♭ D D♯ E♭ E F

F♯ G♭ G G♯ A♭ A A♯ B♭

# Clarinet Fingering Chart

 E	 F	 F# Gb	 G	 G# Ab	 A	 A# Bb		
 B	 C	 C# Db	 D	 D# Eb	 E	 F	 F# Gb	
 G	 G# Ab	 A	 A# Bb	 B		 C		
 C#	 D	 D# Eb	 E	 F	 F# Gb	 G	 G# Ab	 A
 A# Bb	 B	 C	 C# Db	 D	 D# Eb	 E	 F	

# BASSOON FINGERING CHART

left thumb  
 LT-7  
 LT-6  
 LT-5  
 LT-4

left thumb  
 LT-3  
 LT-2  
 LT-1  
 W (whisper key)

right thumb  
 RT-1  
 RT-2  
 RT-3  
 RT-4

left index finger  
 left middle finger  
 left ring finger  
 left little finger

right index finger  
 right middle finger  
 right ring finger  
 right little finger

○ = open  
 ● = pressed down  
 ◐ = half hole covered

The chart displays musical notation for notes B $\flat$ , B, C, C $\sharp$ , D $\flat$ , D, D $\sharp$ , E $\flat$ , E, F, F $\sharp$ , G $\flat$ , G, G $\sharp$ , A $\flat$ , A, A $\sharp$ , B $\flat$ , B, C, C $\sharp$ , D $\flat$ , D, D $\sharp$ , E $\flat$ , E, F, F $\sharp$ , G $\flat$ , G, G $\sharp$ , A $\flat$ , A, A $\sharp$ , B $\flat$ , B, C. Each note is accompanied by a fingering diagram showing the status of keys LT-1 through LT-7, RT-1 through RT-4, and W (whisper key). Symbols include open circles (○), filled circles (●), and half-filled circles (◐) to indicate key positions.

# Saxophone Fingering Chart

(Alto, Tenor, and Bari)

This chart provides fingering diagrams for saxophone notes A through F#. Each entry includes a musical staff with the note name and a corresponding fingering diagram showing finger placement on the keys. The notes are arranged in a grid as follows:

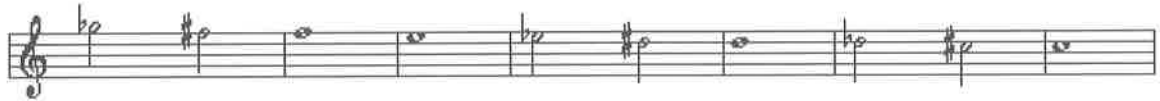
A: B:	B	C	C#: D:
D	D#: E:	E	
F	F#: G:	G	
G: A:	A	A#: B:	
B	C	C#: D:	
D	D#: E:	E	
F	F#: G:	G	
G: A:	A	A#: B:	
B	C	C#: D:	
D	D#: E:	F	F#

# Trumpet / Baritone T.C. Fingering Chart

## Trumpet Fingering Chart



0 2 1 1 12 23 23 0



2 2 1 0 2 2 1 12 12 0



2 1 1 12 23 23 0 2 2 1



12 23 23 13 123 123 0 2 1 1



12 23 23 13 123 123

# French Horn Fingering Chart

Fingerings that appear in parenthesis are for the Bb horn and would automatically have the Bb or thumb key depressed.

## Horn Fingerings



0(0)    2(2)    1    (1)    12(12)    23    (23)    0(0)



2    (2)    1(0)    0(2)    2    (1)    0(12)    2    (23)




0(0)    2(2)    1    (1)    12(12)    23    (23)    0



2    1    0    2    1    12



0(0)    2(2)    1    (1)    12(12)    23    (23)    0(13)



2    1(0)    12(2)    23    (1)    13(12)    123    (23)



0    2    1    12    23    13

# Trombone & (B-Tone BC) Fingering Chart

Trombone/with F attachment/Euphonium Slide Position/Fingering Chart

1(0) 2(2) -3 (1) -2(12) -3 [23] 1(0) 2(2)

3 (1) 1(0) 2 (2) 3(1) 4(12) 1(0) 2(2)

3 (1) 4(12) 5 [23] 1(0) 2(2) 3 (1)

4(12) 5 [23] 6(13) 7(123) 1(0) 2(2) 3 (1)

4(12) 5 [23] 6(13)T1 7(123)T2 T3 T3 T4

T5 T5 T6 Special 0(0)



# Tuba Fingering Chart

## Tuba Fingerings



(0) (2) (1) (12) (23) (0) (2)



(1) (0) (2) (1) (12) (0) (2)



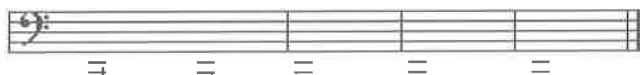
(1) (12) (23) (0) (2) (1)



(12) (23) (13) (123) (0) (2) (1)



(12) (23) (13)4 2-4(123) 1-4 #F5 124



(12) #F54 1234 none (0)